

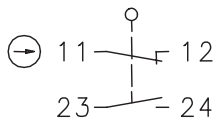
# Safety switch

## Series SKT- with separate actuator

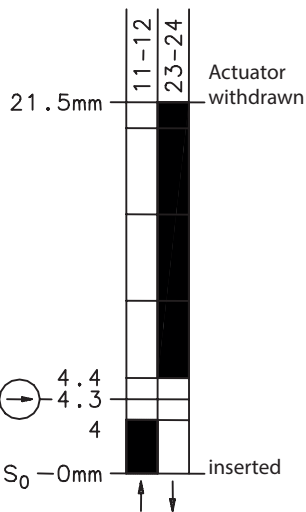
Description **SKT-U1Z M**

Article number **6116419142**

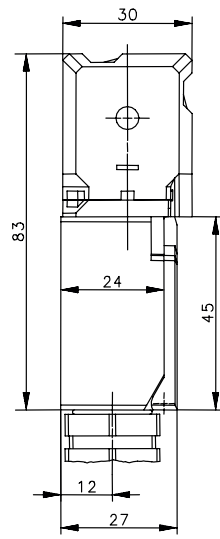
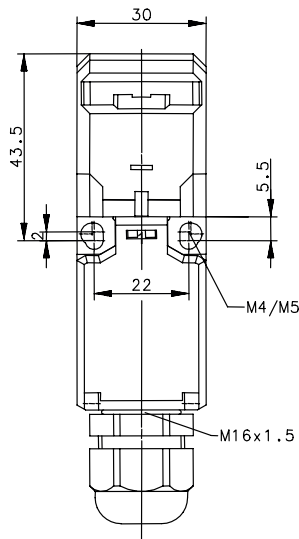
### Operating symbol



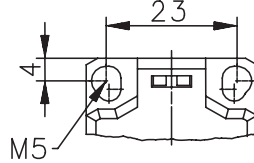
### Operating diagram



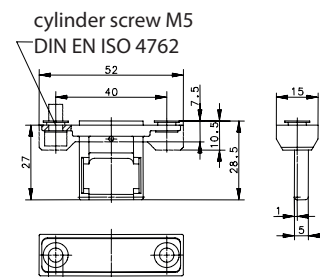
On  
 Off  
 Tolerance:  
 Operating Point  $\pm 0,25$  mm;  
 Operating force  $\pm 10$  %



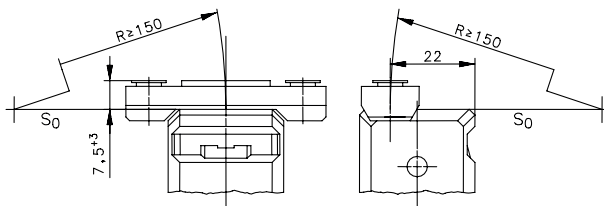
Fixed positioning with e.g. fixing screw M5 according to the standard DIN EN ISO 4762.



### Actuator M



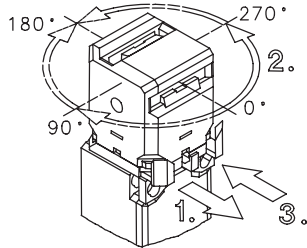
### Radial actuation / dimensions



Electrical Data		
Rated insulation voltage	$U_i$	250 V
Conv. thermal current	$I_{the}$	10 A
Rated operational voltage	$U_e$	240 V AC
Utilization category		AC-15, $U_e / I_e$ 240 V / 3 A
Direct opening action	⊖	according to IEC/EN 60947-5-1, Annex K
Short-circuit protective device		Fuse 6 A gG
Protection class		II, totally insulated

Mechanical data		
Enclosure		Thermoplastic, glass fibre reinforced (UL94-V0)
Cover		Thermoplastic, glass fibre reinforced (UL94-V0)
Actuator		Separate actuator (stainless steel)
Ambient air temperature		-30 °C ... +80 °C
Contact type		1 NC, 1 NO (Zb)
Mechanical life		1 x 10 <sup>6</sup> switch operations
Switching frequency		≤ 30 / min.
Assembly	Safety switch	2 x M4 or M5
	Actuator	2 x M5
Connection		screw connections (M3,5)
Conductor cross-sections		Solid: 0,5 ... 1,5 mm <sup>2</sup> Litz wire with ferrules: 0,5 ... 1,5 mm <sup>2</sup>
Cable entrance		1 x cable gland M16 x 1,5 (clamping range 2 - 7 mm)
Weight		≈ 0,1 kg
Protection type		IP65 acc. to IEC/EN 60529

ID for safety engineering	
B10d	2 x 10 <sup>6</sup> switching cycles

Actuation	
<ol style="list-style-type: none"> <li>draw clasp out</li> <li>turn actuator head (4 x 90° rotation)</li> <li>press-on clasp</li> </ol>	

Standards	
	VDE 0660 T100, DIN EN 60947-1, IEC 60947-1
	VDE 0660 T200, DIN EN 60947-5-1, IEC 60947-5-1
	DIN EN ISO 13849-1

EU Conformity	
	acc. to directive 2006/42/EC

Approvals	
	CCC
	cCSA <sub>US</sub> A300 (same polarity)

Notes
<p>Radial actuation may reduce the mechanical life. Unused actuator entry slot must be covered by the plug. The switch may not be used as a mechanical stop.</p> <p>The degree of protection (IP code) specified applies solely to a property closed cover and the use of an equivalent cable gland with adequate cable.</p>