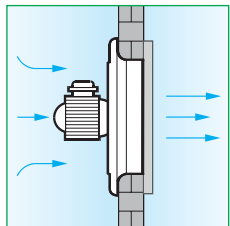


E RANGE BLACK HUB



■ Suitable for business or industrial buildings such as garages, plants, gyms, dry-cleaning establishments and wood-working shops, etc.

■ Asynchronous induction motor with IP44 protection and ball-bearing-mounted rotor and double grease seals.

■ Wing-profiled blades to reduce air-turbulence noise, with high-strength, high-stability polypropylene blades and die-cast aluminium hub.

■ Sheet-metal, polyester-paint-


protected frame with double intake nozzles with a streamlined cross-section.

■ Circular metal protection grille, with black epoxy-polyester paint finish, which can be easily removed for cleaning and maintenance.

■ Speed regulated by optional speed controller.

■ Ambient temperature limits: -25° min. +70°C max.

Wiring diagrams shown on page XXXVIII.



These units are only suitable for extracting dust-free, acid-free and non-corrosive air and for non-ducted applications. Suitable for vertical mount only.

M: Monophase (Single phase) 220-240 V - 50 Hz

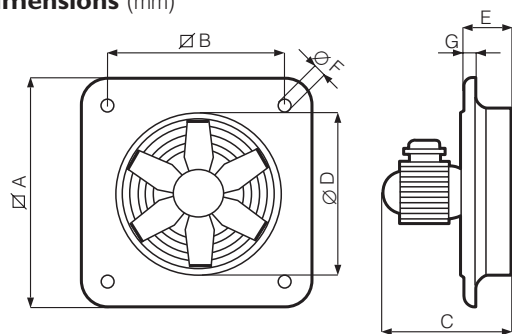
T: Triphase (Three phase) 380 - 415 V - 50Hz

Product	Code	V ~ 50 Hz	W	A	Poles	Rpm	Delivery		P max		Lp dB(A) (3 m)	kg	Insulation	IP	max °C
							m ³ /h	l/s	mm H ₂ O	Pa					
E 252 M	40203	220-240	89-99	0.47-0.48	2	2800	1500	416.7	20.0	196	71	3.5	⊕ cl. I	44	70
E 254 M	40303	220-240	47-56	0.33-0.37	4	1400	1000	277.8	5.5	54	50.5	3	⊕ cl. I	44	60
E 302 M	40403	220-240	180-193	0.96-1.00	2	2800	2100	583.3	7.0	69	66	3.5	⊕ cl. I	44	60
E 304 M	40503	220-240	55-65	0.37-0.41	4	1400	1360	377.8	4.0	39	54	3	⊕ cl. I	44	45
E 354 M	40703	220-240	70-77	0.43-0.44	4	1400	1760	488.9	3.5	34	66.5	4	⊕ cl. I	44	50
E 404 M	40903	220-240	123-130	0.68-0.68	4	1400	2970	825	5.0	49	57	5	⊕ cl. I	44	70
E 454 M	41153*	220-240	185-195	0.81-0.83	4	1400	3700	1027.8	8.0	78	66	7	⊕ cl. I	44	70
E 504 M	41219	220-240	181-200	0.87-0.88	4	1400	4350	1208.3	7.0	69	61.5	8.6	⊕ cl. I	44	70
E 604 M	41459	220-240	321-345	1.45-1.45	4	1400	6700	1861.1	8.3	81	69	10	⊕ cl. I	44	60
E 254 T	40356	220/380 240/415	56 66	0.36/0.21 0.43/0.24	4	1400	1000	277.8	6.5	64	53	3	⊕ cl. I	44	60
E 302 T	40456	220/380 240/415	170 184	0.88/0.51 0.99/0.58	2	2800	2215	615.3	9.0	88	65	3.5	⊕ cl. I	44	70
E 304 T	40556	220/380 240/415	65 78	0.39/0.22 0.44/0.25	4	1400	1400	388.9	6.0	59	53	3	⊕ cl. I	44	40
E 354 T	40756	220/380 240/415	81 93	0.40/0.23 0.44/0.25	4	1400	1890	525	5.5	54	61	4	⊕ cl. I	44	45
E 404 T	40956	220/380 240/415	129 137	0.57/0.33 0.59/0.35	4	1400	3145	873.6	12.0	118	60	6.5	⊕ cl. I	44	70
E 454 T	41154*	220/380 240/415	195 210	0.62/0.35 0.64/0.36	4	1400	3855	1070.8	14.0	137	66	7.5	⊕ cl. I	44	70
E 504 T	41157	220/380 240/415	185 196	0.68/0.40 0.70/0.40	4	1400	4350	1208.3	7.0	69	61.5	8.5	⊕ cl. I	44	70
E 506 T	41206	220/380 240/415	148 162	0.48/0.27 0.49/0.28	6	1000	3645	1012.5	7.0	69	56	8.5	⊕ cl. I	44	70
E 604 T	41457	220/380 240/415	280 290	0.93/0.54 0.93/0.54	4	1400	6800	1888.9	8.5	83	69.5	10	⊕ cl. I	44	70
E 606 T	41506	220/380 240/415	155 171	0.51/0.30 0.51/0.30	6	1000	4700	1305.6	6.5	64	65	10	⊕ cl. I	44	70

* not available in UK

Conforms with ISO 3744 for noise and pressure levels

Dimensions (mm)



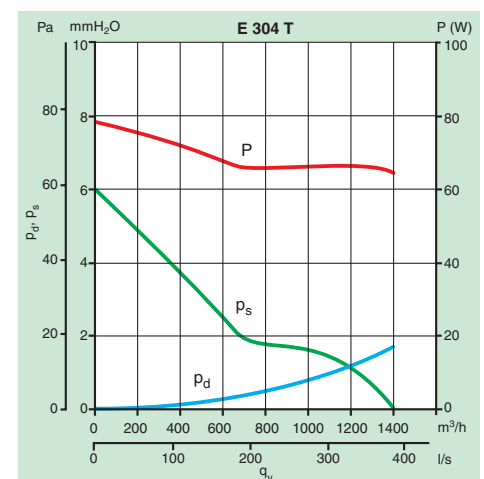
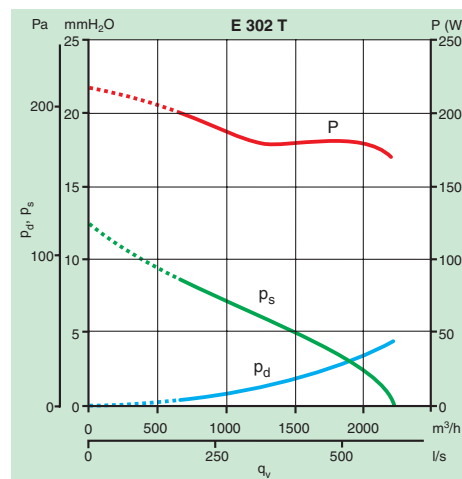
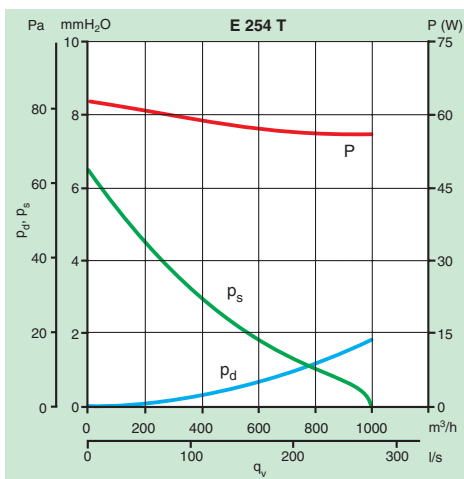
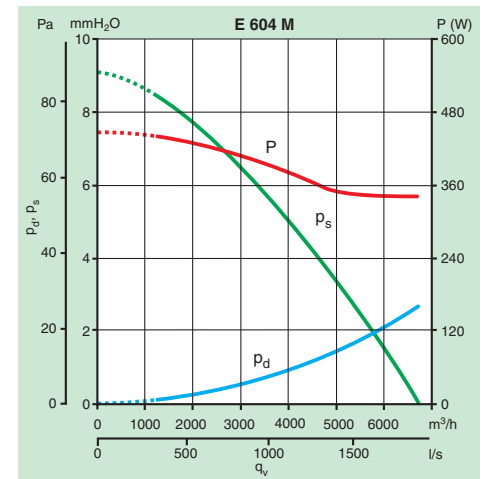
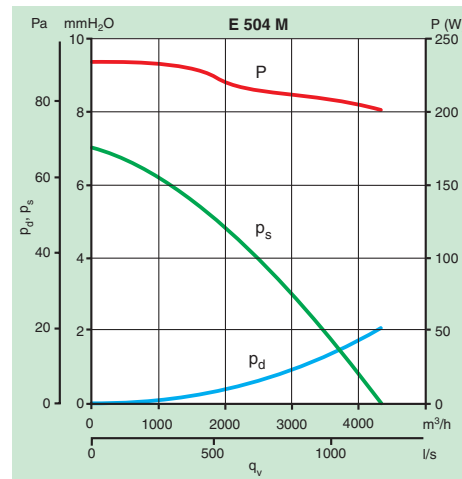
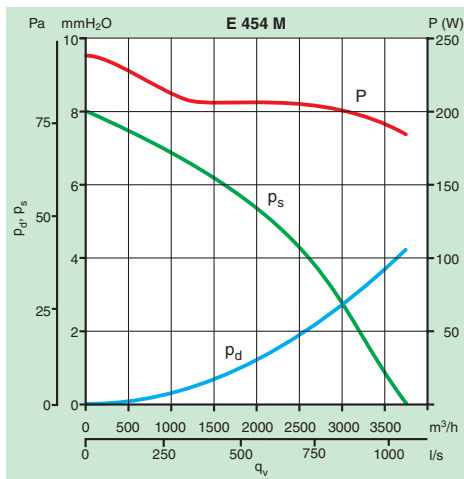
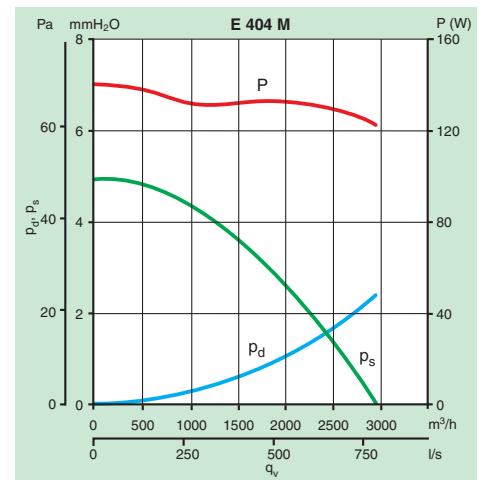
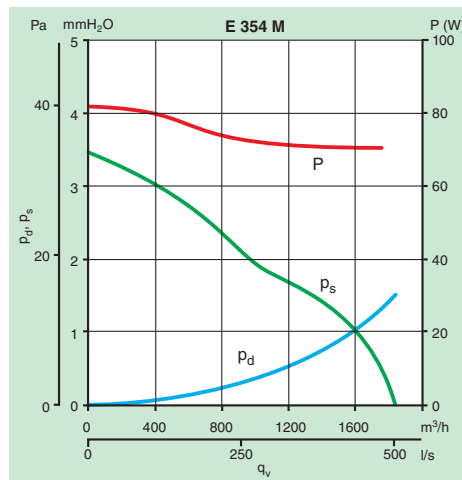
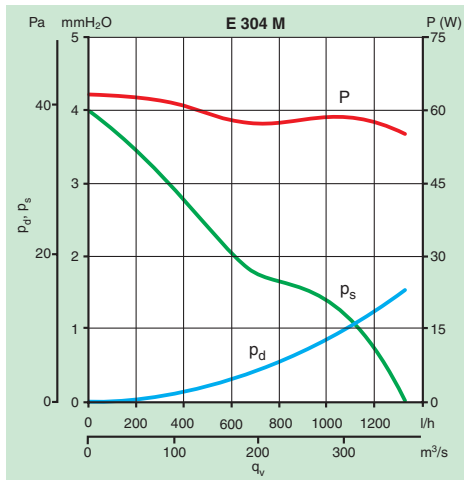
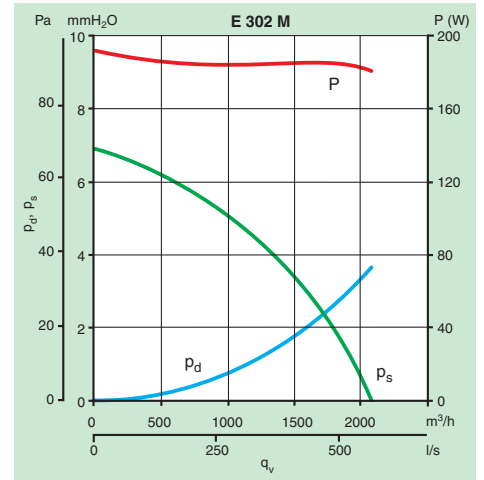
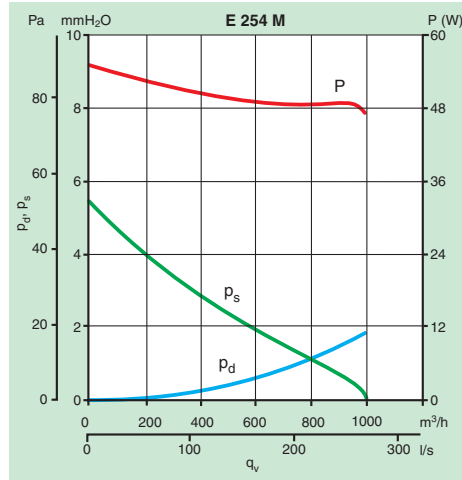
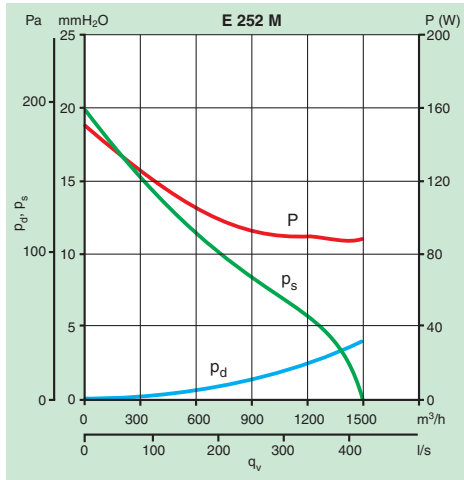
	Ø nom.	Ø A	Ø B	C	Ø D	E	Ø F	G
E 252	250	320	280	201	256	68	8	10
E 254	250	320	280	201	256	68	8	10
E 302	315	380	330	254	308	70	8	10
E 304	315	380	330	203	308	70	8	10
E 354	355	450	380	203	360	70	8	10
E 404	400	510	430	274	410	90	12	15
E 454	450	630	530	269	460	85	12	15
E 504	500	630	530	269	510	85	12	15
E 506	500	630	530	270	510	85	12	15
E 604	630	760	630	283	610	100	12	15
E 606	630	760	630	285	610	100	12	15

Accessories (description and data on pages 146-149).

Model		Code	Products
	DPU 250 (spacer for panel installation)	52151	40203 - 40303 - 40356
	DPU 300 (spacer for panel installation)	52251	40403 - 40503 - 40456 - 40556
	DPU 350 (spacer for panel installation)	52351	40703 - 40756
	DPU 400 (spacer for panel installation)	52451	40903 - 40956
	PGR 250 (gravity shutter)	50150	40203 - 40303 - 40356
	PGR 300 (gravity shutter)	50250	40403 - 40503 - 40456 - 40556
	PGR 350 (gravity shutter)	50350	40703 - 40756
	PGR 400 (gravity shutter)	50450	40903 - 40956
	PGR 450/500 (gravity shutter)	50550	41153 - 41154 - 41157 - 41206 - 41219
	PGR 600 (gravity shutter)	50650	41457 - 41506 - 41459
	TRA 250 (delivery side protective grille)	51150	40203 - 40303 - 40356
	TRA 300 (delivery side protective grille)	51250	40403 - 40503 - 40456 - 40556
	TRA 350 (delivery side protective grille)	51350	40703 - 40756
	TRA 400 (delivery side protective grille)	51450	40903 - 40956
	TRA 450/500 (delivery side protective grille)	51550	41153 - 41154 - 41157 - 41206 - 41219
	TRA 600 (delivery side protective grille)	51650	41457 - 41506 - 41459
	IRM 30 (three-position single-phase speed controller)	12921	40203 - 40303 - 40403 - 40503 - 40703 40903 - 41153 - 41219 - 41459
	IRT 15 (three-position three-phase speed controller)	12923	40356 - 40456 - 40556 - 40756 - 40956 41154 - 41157 - 41206 - 41457 - 41506
	IREM 3 (single-phase speed controller)	12931	40203 - 40303 - 40403 - 40503 - 40703 40903 - 41153 - 41219 - 41459
	IREM 5 (single-phase speed controller)*	12932	
	IREM 9 (single-phase speed controller)**	12933	

* multiple regulation up to max 5 A - ** regulates several fans up to max 9 A

Pressure/performance curves



Pressure/performance curves

