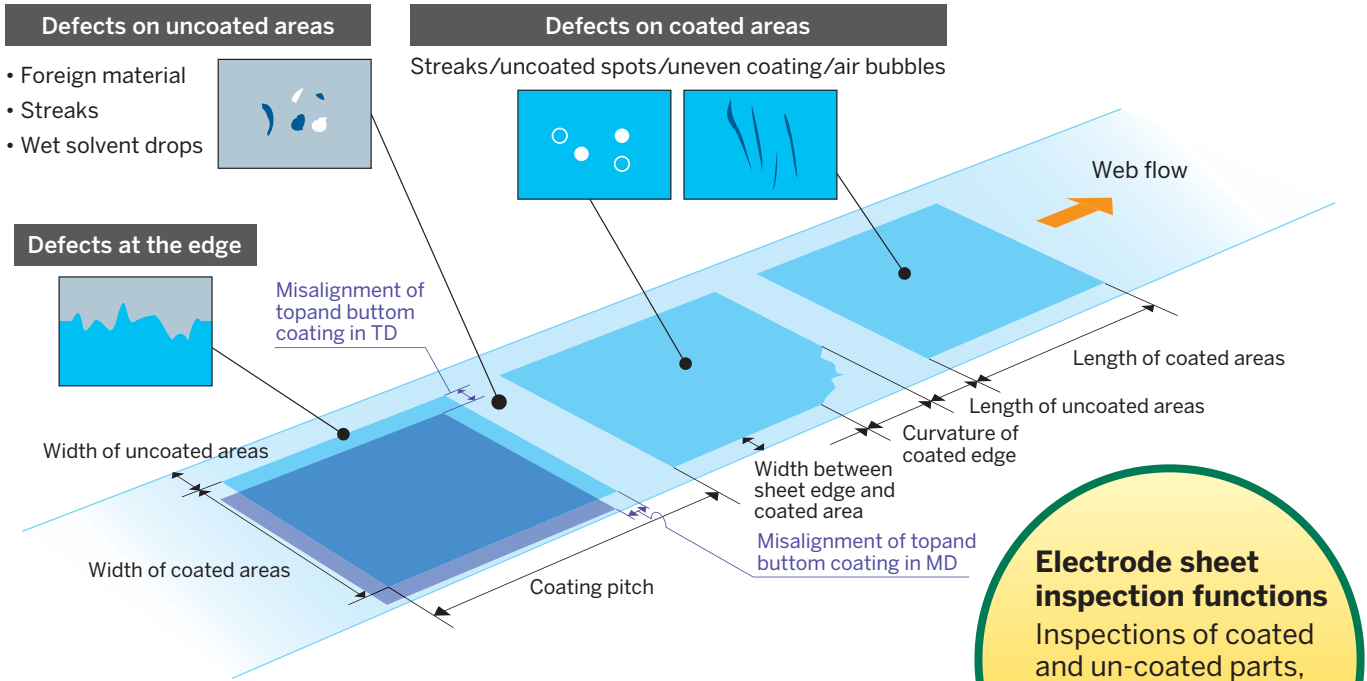


Carries out inspections for coated-area defects and non-coated area defects.

This system also performs pattern dimension measurements of coated and non-coated areas while it inspects.



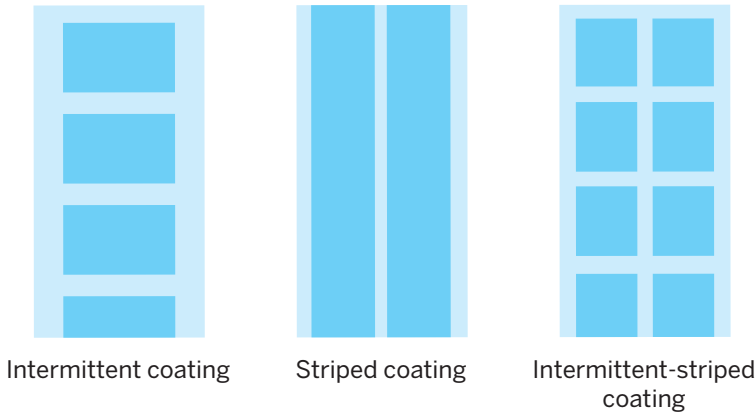
Electrode sheet inspection functions
 Inspections of coated and un-coated parts, concurrent inspections of top and bottom surfaces

Defect detection examples



In addition to the ones shown above, the system can also detect defects such as fish eyes, agglomerates, and wrinkle.

Applicable electrode coating patterns



* The system can also handle a range of other patterns. Please discuss these with us.



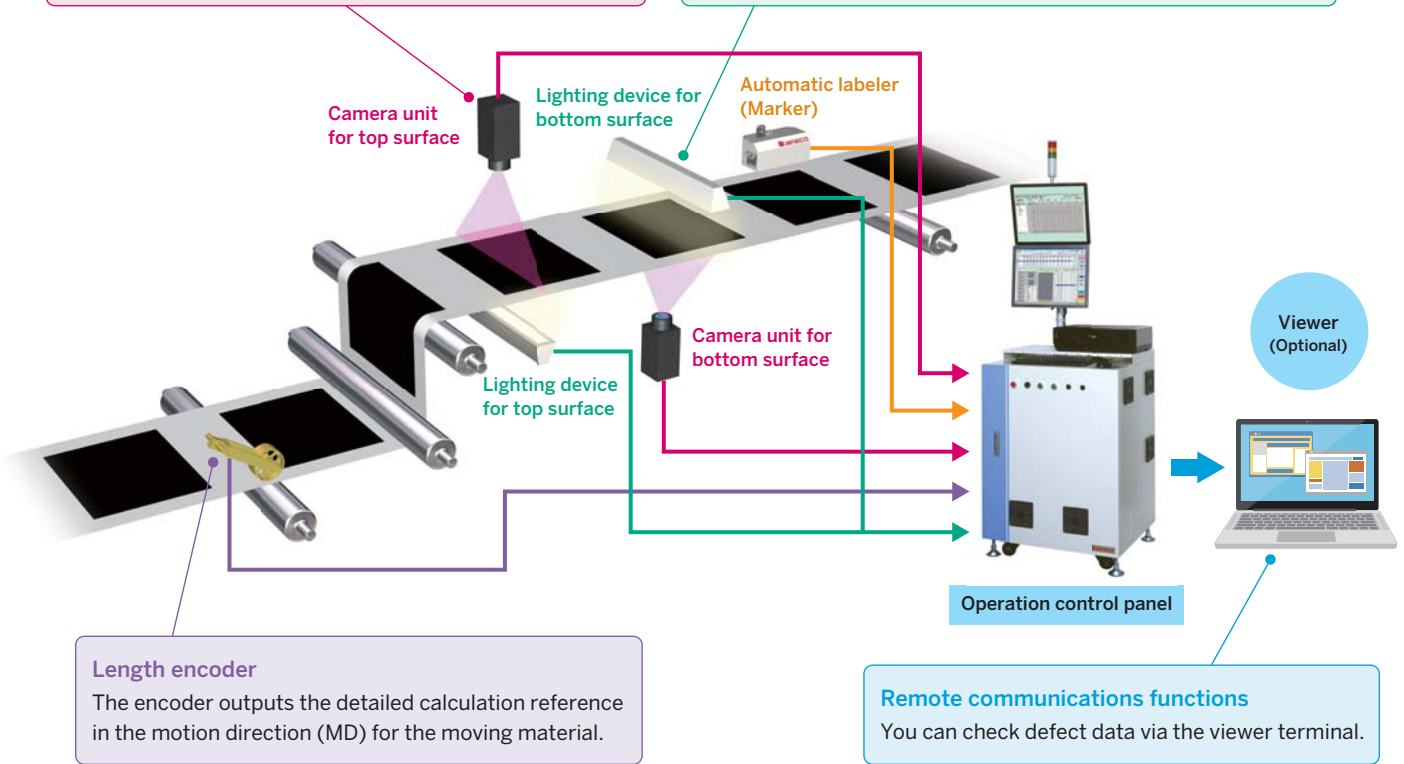
Example of system configuration and measurement functions

Camera

The camera produces detailed resolution in the transverse direction (TD) relative to the moving material.
Maximum speed 2048 to 8096 pixels, at a frequency of up to 320 MHz
Supports a 10-bit CIS (Contact Image Sensor) line sensor

Lamp units

LED lamps, transmission rods, line fibers, fluorescent lamps, etc.



Length encoder

The encoder outputs the detailed calculation reference in the motion direction (MD) for the moving material.

Remote communications functions

You can check defect data via the viewer terminal.

Basic functions

Automatic luminance correction circuit, 10-bit gray scale input circuit, automatic shading correction circuit, spot and streak defect detection circuit, 2-dimensional filtering, high-speed joint merge, automatic edge detection, automatic defect classification, re-classification, density mapping

Defect examples

- Uncoated areas
Streaks, wrinkle, dent
- Coated areas
Indentations, stains, scratches, streaks, foreign metallic reflective objects, pinholes

Pattern measurement functions

Widths of intermittently coated parts, widths between edge of sheet and edge of intermittently coated areas, widths of uncoated areas between intermittent stripe-coated areas, widths of stripe-coated areas, widths between edge of sheet and edge of stripe-coated areas, widths of uncoated areas between stripe-coated areas, lengths of coated parts, lengths of uncoated parts, curvature of coated edges, top/bottom misalignment, coated area average brightness, un-coated area average brightness, amount of intermittent coated drag

The contents of this catalog are subject to change without notice.
Please confirm details with our Sales Division during your planning stage.



• Hachioji Office
2951-4, Ishikawa-machi, Hachioji, Tokyo, 192-8522, Japan
Telephone : +81-42-660-7330 Facsimile : +81-42-645-6658

Web Site <http://www.nireco.com> E-Mail info-kensa@nireco.co.jp