

810 SERIES

Pneumatic Toggle Clamps | Product Overview

Features:

- Pneumatic version of Series 210 manual clamps
- Sensor ready for round or T-slot style sensors
- Built-in flow restriction eliminates need for external flow controls

Applications:

- Assembly
- Welding

Also Available:

See page MC-ACC-1 for spindle accessories
See page MC-PSC-40 for sensing options



Technical Information | Holding Capacities

Model	Maximum Holding Capacity		Maximum Exerting Force @ 5bar [72PSI]		Weight	Bore Size	Air Consumption dm ³ [ft ³]	Port Size	Accessories (Supplied)		
	Inner	Outer	Inner	Outer					Spindle Accessory	Flanged Washers	Bolt Retainer
810-U	[600 lbf]	[290 lbf]	[856 lbf]					1/8 NPT	--		
810-UE	2670 N	1290 N	3834 N	[407 lbf]	[4.07lb]	[1.57]	[0.029]	G-1/8	240208-M	235106	--
810-S	[750 lbf]	[500 lbf]	[702 lbf]					1/8 NPT	--	--	210114
810-SE	3340 N	2220 N	3143 N					G-1/8	--	--	

†Per double stroke at 5bar [72PSI]

Max Cylinder Pressure: 10bar [145psig]*

Max Operating Temp: -10°C to 90°C [-14°F to 194°F]

Replacement Seal Kit: 810450-40-1-00

Replacement Clamp Assembly: 810-U-LC, 810-S-LC

Replacement Cylinder Assembly: 810CYL

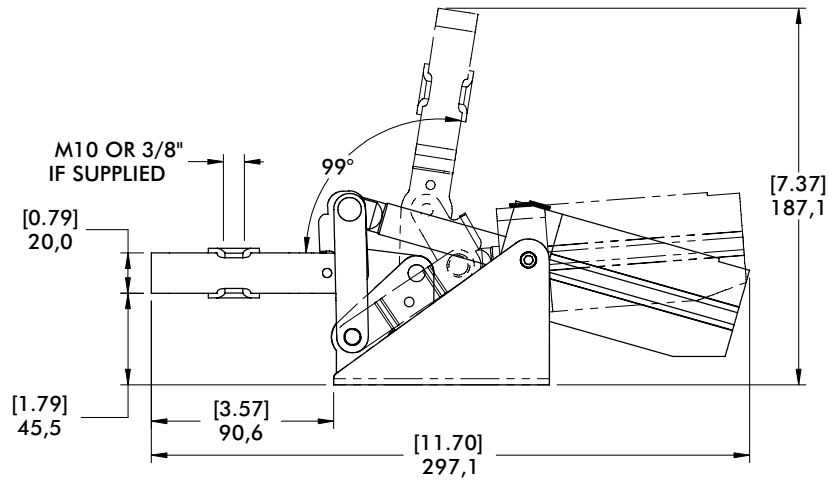
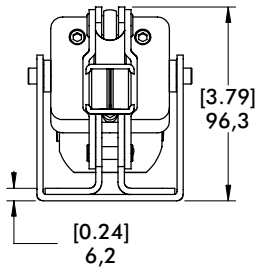
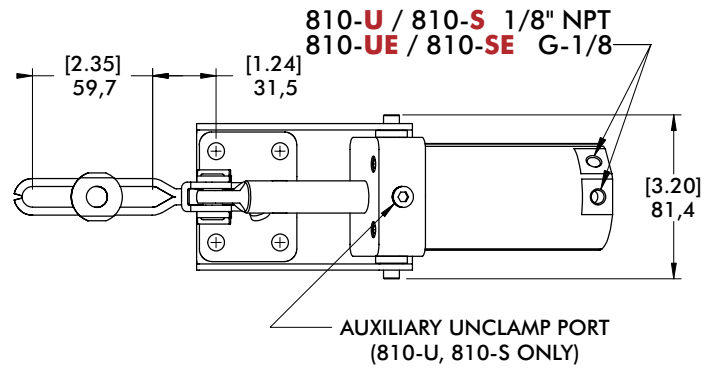
*In no case should the inlet pressure be high enough to create an exerting force that exceeds the clamp's holding capacity.

Sensor Accessories

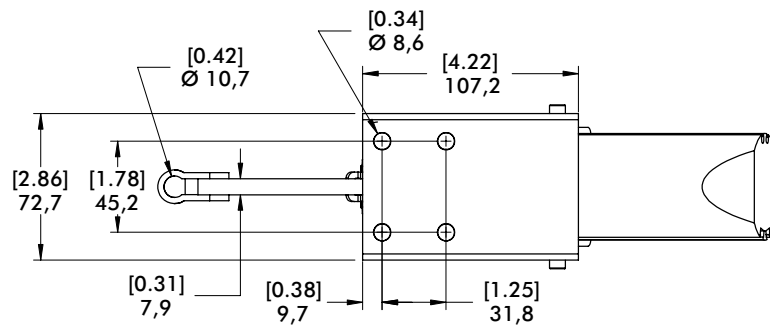
	Item Number
Round Reed Switch with Quick Disconnect	810169
T-slot Reed Switch with Quick Disconnect	8EA-109-1
Quick Disconnect 2M Extension Cable	CABL-010
Quick Disconnect 5M Extension Cable	CABL-013

See Pneumatic Accessories section for more options

810-U
810-UE



810-S
810-SE



mm [INCH]
THIRD ANGLE PROJECTION