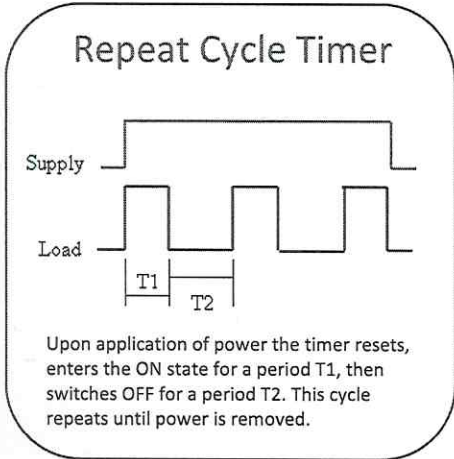



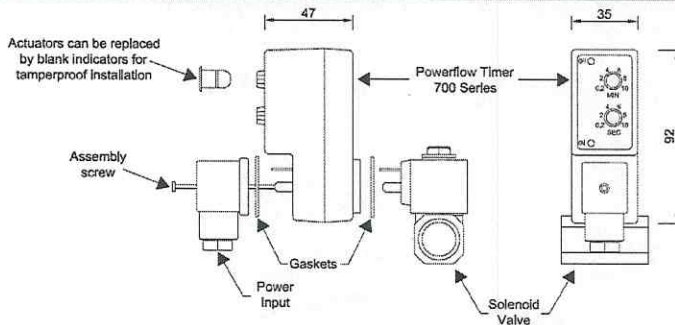
Solenoid Valve Timer 700 Series



Applications

- ◆ Sampling gas or Liquids
- ◆ Air dryers
- ◆ Effluent sampling
- ◆ Sprinkler systems
- ◆ Auto drain valve: automatic discharge of condensate
- ◆ Pneumatic vibration systems (e.g. Powder silos)
- ◆ Automatic lubrication systems
- ◆ Dosing systems

Technical Specification




Every effort has been taken to ensure the accuracy of this specification. However in order to maintain our technological lead we are continuously improving our products which could, without notice result in amendments or omissions to this specification. We cannot accept responsibility for damage, injury, loss or expenses resulting therein.

Specification				
Timing Scale	T1 Time	Model Specific	T2 Time	Model Specific
Supply Voltage	24-240V AC/DC 50/60Hz or 12-24V DC (Standard)		Other supply voltages available on request	
Current Consumption	4mA Max.	Timing Temp. Coefficient	+ or - 0.005% °C	
Operating Temp.	-10 to +60°C	Scale Accuracy	+ or -10%	
Environmental Protection	IP65, NEMA IV	Reset/ Test	Manual Touch Switch	
Switch Capacity	1 Amp.	Printed Circuit Board	UL 94V0	
Inrush Current	10 Amps for 10mSec	Repeat Accuracy	+ or - 1%	
Switching Holding Voltage	400V	Indicators	LED's to indicate phases	
Duty Cycles	100%	Design Standard	VDE 0110C	
Input	DIN 46350-A / ISO 4400		Output	DIN 46350-A / ISO 4400
Supplied	Flat Gasket & screw		Optional Extras	Screws / Connectors / Power Cords




International Organization for Standardization





Solenoid Valve Timer 700 Series

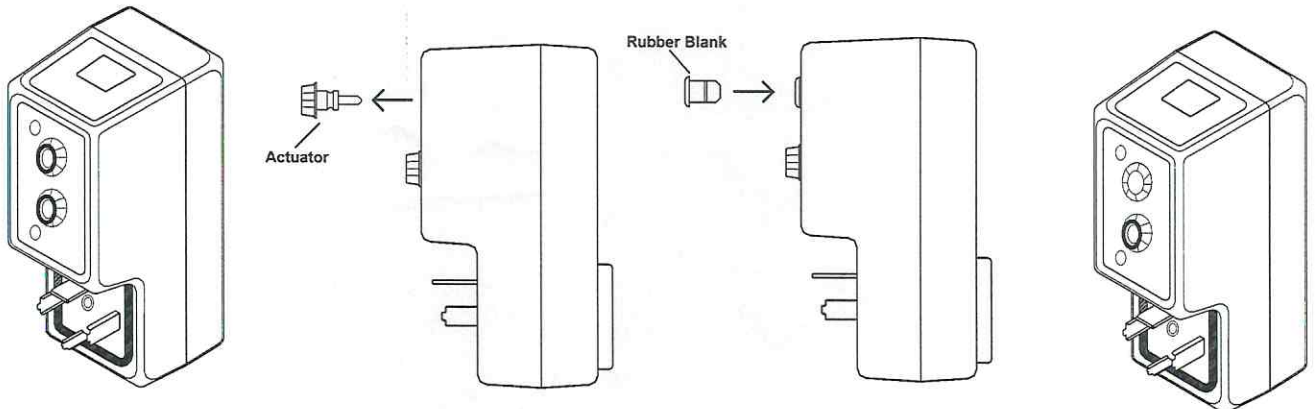
Non – Tamperproof		
Repeat Cycle Timer Earth at 6		
Part Number	T1 Time	T2 Time
700-01-071	0.5 – 10Sec.	0.5 – 60Sec.
700-01-097	0.5Sec.	0.5 – 5Min.
700-01-098	0.5 – 10Sec.	0.5 – 15Min.
700-01-099	0.5 – 10Sec.	0.5 – 45Min.
700-01-100	2 – 30Sec.	2 – 30Sec.
700-01-101	0.5 – 10Sec.	0.5 – 45Min.
700-01-102	0.5 – 30Sec.	0.5 – 45Min.
700-01-103	5 – 90Sec.	0.5 – 45Min.
700-01-104	5 – 120Sec.	0.2 – 15Min.
700-01-105	0.5 – 130Sec.	0.5 – 45Min.
700-01-106	0.5 – 5Min.	0.5 – 5Min.
700-01-107	0.5 – 5Min.	0.5 – 45Min.
700-01-108	0.5 – 10Min.	0.5 – 60Min.
Repeat Cycle Timer Earth at 0		
Part Number	T1 Time	T2 Time
700-01-096	0.5 – 10Sec.	0.5 – 60Sec.
700-01-072	0.5Sec.	0.5 – 5Min.
700-01-073	0.5 – 10Sec.	0.5 – 15Min.
700-01-008	0.5 – 10Sec.	0.5 – 45Min.
700-01-074	2 – 30Sec.	2 – 30Sec.
700-01-075	0.5 – 10Sec.	0.5 – 45Min.
700-01-076	0.5 – 30Sec.	0.5 – 45Min.
700-01-077	5 – 90Sec.	0.5 – 45Min.
700-01-078	5 – 120Sec.	0.2 – 15Min.
700-01-079	0.5 – 130Sec.	0.5 – 45Min.
700-01-080	0.5 – 5Min.	0.5 – 5Min.
700-01-081	0.5 – 5Min.	0.5 – 45Min.
700-01-082	0.5 – 10Min.	0.5 – 60Min.
Repeat Cycle Timer Earth at 3		
Part Number	T1 Time	T2 Time
700-01-083	0.5 – 10Sec.	0.5 – 60Sec.
700-01-084	0.5Sec.	0.5 – 5Min.
700-01-085	0.5 – 10Sec.	0.5 – 15Min.
700-01-086	0.5 – 10Sec.	0.5 – 45Min.
700-01-087	2 – 30Sec.	2 – 30Sec.
700-01-088	0.5 – 10Sec.	0.5 – 45Min.
700-01-089	0.5 – 30Sec.	0.5 – 45Min.
700-01-090	5 – 90Sec.	0.5 – 45Min.
700-01-091	5 – 120Sec.	0.2 – 15Min.
700-01-092	0.5 – 130Sec.	0.5 – 45Min.
700-01-093	0.5 – 5Min.	0.5 – 5Min.
700-01-094	0.5 – 5Min.	0.5 – 45Min.
700-01-095	0.5 – 10Min.	0.5 – 60Min.
Repeat Cycle Timer Earth at 9		
Part Number	T1 Time	T2 Time
700-01-109	0.5 – 10Sec.	0.5 – 60Sec.
700-01-110	0.5Sec.	0.5 – 5Min.
700-01-111	0.5 – 10Sec.	0.5 – 15Min.
700-01-112	0.5 – 10Sec.	0.5 – 45Min.
700-01-113	2 – 30Sec.	2 – 30Sec.
700-01-114	0.5 – 10Sec.	0.5 – 45Min.
700-01-115	0.5 – 30Sec.	0.5 – 45Min.
700-01-116	5 – 90Sec.	0.5 – 45Min.
700-01-117	5 – 120Sec.	0.2 – 15Min.
700-01-118	0.5 – 130Sec.	0.5 – 45Min.
700-01-119	0.5 – 5Min.	0.5 – 5Min.
700-01-120	0.5 – 5Min.	0.5 – 45Min.
700-01-121	0.5 – 10Min.	0.5 – 60Min.



Solenoid Valve Timer 700 Series

Tamperproof		
Repeat Cycle Timer Earth at 6		
Part Number	T1 Time	T2 Time
700-T1-071	0.5 – 10Sec.	0.5 – 60Sec.
700-T1-097	0.5 – 10Sec.	0.5 – 5Min.
700-T1-098	0.5 – 10Sec.	0.2 – 15Min.
700-T1-099	0.5 – 10Sec.	0.5 – 45Min.
Repeat Cycle Timer Earth at 0		
Part Number	T1 Time	T2 Time
700-T1-096	0.5 – 10Sec.	0.5 – 60Sec.
700-T1-072	0.5 – 10Sec.	0.5 – 5Min.
700-T1-073	0.5 – 10Sec.	0.2 – 15Min.
700-T1-008	0.5 – 10Sec.	0.5 – 45Min.
Repeat Cycle Timer Earth at 3		
Part Number	T1 Time	T2 Time
700-T1-083	0.5 – 10Sec.	0.5 – 60Sec.
700-T1-084	0.5 – 10Sec.	0.5 – 5Min.
700-T1-085	0.5 – 10Sec.	0.2 – 15Min.
700-T1-086	0.5 – 10Sec.	0.5 – 45Min.
Repeat Cycle Timer Earth at 9		
Part Number	T1 Time	T2 Time
700-T1-109	0.5 – 10Sec.	0.5 – 60Sec.
700-T1-110	0.5 – 10Sec.	0.5 – 5Min.
700-T1-111	0.5 – 10Sec.	0.2 – 15Min.
700-T1-112	0.5 – 10Sec.	0.5 – 45Min.

Other timings available on request:
msec, sec, mins, hrs, days, weeks, months
 Fixed timings available
 Memory backup option
 Standard Colour: Black
 Other colours available



Tamperproof Assembly

Set the desired cycle times

Remove the actuator

Insert the rubber blank

Be sure to keep the actuators in a safe place so cycle times can be adjusted in the future