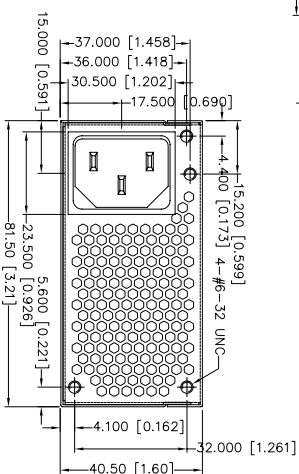
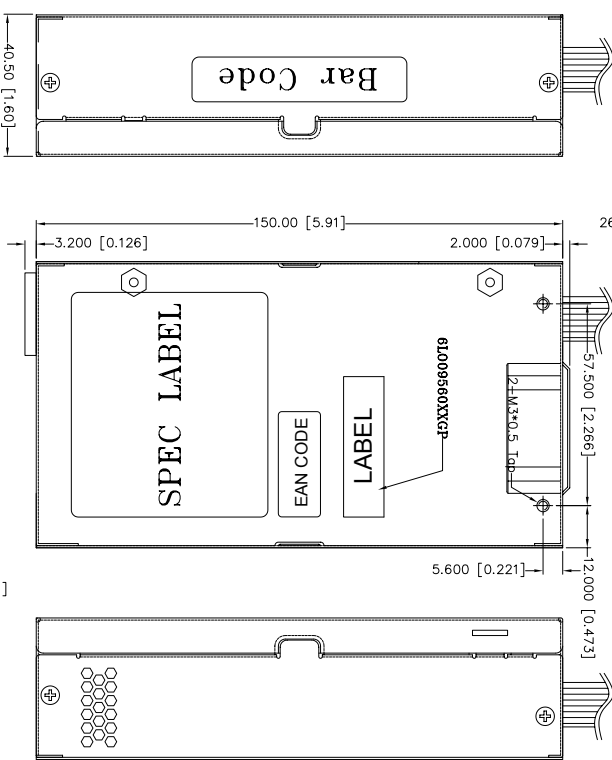
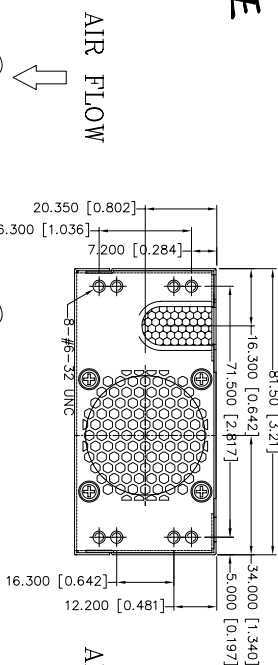
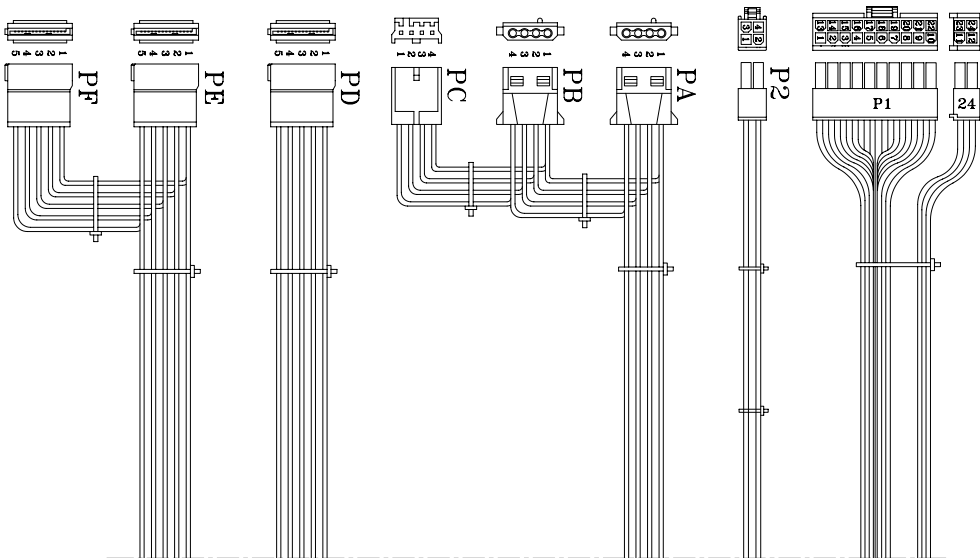


外觀圖



3 圖面修正



REF. D.	NO.	SIGNAL	WIRE COLOR	GUAGE	CONNECTOR	LENGTH
	1	+3.3V	ORANGE	20	WST	300±15
	2	+3.3V	ORANGE	20	14202011D or EQUIV.	300±15
	3	COM	BLACK	20	14202011D or EQUIV.	mm
	4	+5V	RBD	20	14202011D or EQUIV.	mm
	5	COM	BLACK	20	14202011D or EQUIV.	mm
	6	+5V	RBD	20	14202011D or EQUIV.	mm
	7	COM	BLACK	20	14202011D or EQUIV.	mm
	8	PM-OK	GRAY	22	14202011D or EQUIV.	mm
	9	+5VB	PURPLE	20	14202011D or EQUIV.	mm
	10	+12V	YELLOW	20	14202011D or EQUIV.	mm
	11	+12V	YELLOW	20	14202011D or EQUIV.	mm
	12	+3.3V	ORANGE	20	14202011D or EQUIV.	mm
	13	+3.3V	BROWN	22	14202011D or EQUIV.	mm
	14	-12V	BLUR	22	14202011D or EQUIV.	mm
	15	COM	BLACK	20	14202011D or EQUIV.	mm
	16	PS-ON	GREEN	22	14202011D or EQUIV.	mm
	17	COM	BLACK	20	14202011D or EQUIV.	mm
	18	COM	BLACK	20	14202011D or EQUIV.	mm
	19	COM	BLACK	20	14202011D or EQUIV.	mm
	20	COM	BLACK	20	14202011D or EQUIV.	mm
	21	+5V	RBD	20	14202011D or EQUIV.	mm
	22	+5V	RBD	20	14202011D or EQUIV.	mm
	23	+5V	RBD	20	14202011D or EQUIV.	mm
	24	COM	BLACK	20	14202011D or EQUIV.	mm
	1	COM	BLACK	20	MOLEX	450±15
	2	COM	BLACK	20	28-01-28-01 or EQUIV.	mm
	3	+12V	YELLOW	20	WST	250±15
	4	+12V	YELLOW	20	P4-402028 or EQUIV.	mm
	1	+12V	YELLOW	20	WST	250±15
	2	COM	BLACK	20	P4-402028 or EQUIV.	mm
	3	COM	BLACK	20	WST	155±10
	4	+5V	RBD	20	WST	155±10
	1	+5V	RBD	20	AMP	155±10
	2	COM	BLACK	20	171923-4 or EQUIV.	mm
	3	COM	BLACK	20	AMP	155±10
	4	+12V	YELLOW	20	AMP	155±10
	1	+3.3V	ORANGE	20	MOLLEX	300±15
	2	COM	BLACK	20	SD-67982 or EQUIV.	mm
	3	+5V	RBD	20	SD-67982 or EQUIV.	mm
	4	COM	BLACK	20	SD-67982 or EQUIV.	mm
	5	+12V	YELLOW	20	SD-67982 or EQUIV.	mm
	1	+3.3V	ORANGE	20	MOLLEX	250±15
	2	COM	BLACK	20	SD-67982 or EQUIV.	mm
	3	+5V	RBD	20	SD-67982 or EQUIV.	mm
	4	COM	BLACK	20	SD-67982 or EQUIV.	mm
	5	+12V	YELLOW	20	SD-67982 or EQUIV.	mm
	1	+3.3V	ORANGE	20	MOLLEX	100±10
	2	COM	BLACK	20	SD-67982 or EQUIV.	mm
	3	+5V	RBD	20	SD-67982 or EQUIV.	mm
	4	COM	BLACK	20	SD-67982 or EQUIV.	mm
	5	+12V	YELLOW	20	SD-67982 or EQUIV.	mm

P/N: 9PA250FK08

NOTE:

1. ALL THE LENGTH OF OUTPUT WIRES EXCLUDE HOUSING.
2. 公差: .XX=±0.5 [0.02]、.XXX=±0.25 [0.01]

UNIT:mm [inch]

MODEL NO. : FSP250-50FEB(F040001)	TITLE: ASSY	SHEET: 1 OF 1	REV:03
R&D(2)	PE	DRAWN	DATE
		周書宇	FEB.03.2020
INTERIOR COUNTERSIGN:			